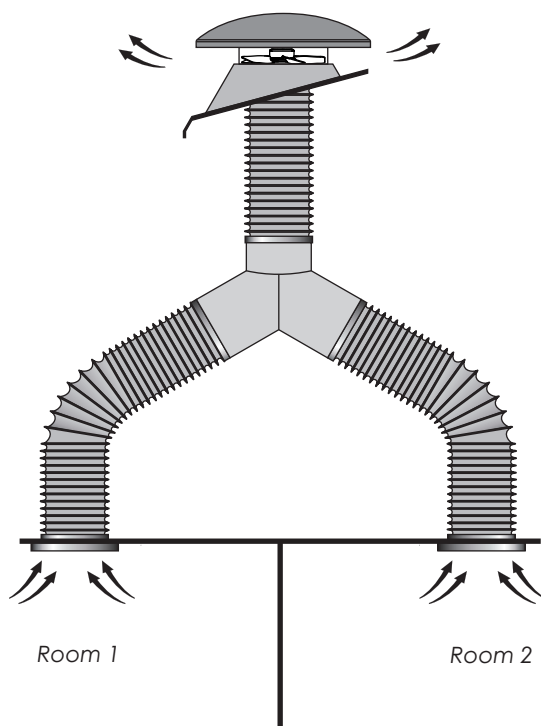


## SF2002

Dual Room Ventilator exhausting  
80 litres per second at each grille.



### Model (for required roof profile)

Order Code	Description
SF2002TT	Terracotta Tile
SF2002CT	Concrete Tile
SF2002CR	Corrugated Profile
SF2002MD	Metal Deck Profile
SF2002SS	Slate or Shingle
SF2002UF	Unifit (all purpose)s

### Options

Possible system upgrades include:  
Ceiling Vent Receiver - see over

## Skydome® SF2002

### To Specify

“Mechanical ventilation to be ‘Skydome SF2002’ as manufactured by Skydome Skylight Systems Ltd, phone 131424.

Model: SF2002  
Roof Type: please specify (refer order codes below)

### Features

- ❖ Exhausts air from two rooms to atmosphere via a roof mounted fan.
- ❖ Tested and certified to AS1668.2 (mechanical ventilation) for use in Bathroom, WC, Ensuite and Laundry applications.
- ❖ Easily installed into most roof types using Skydomes unique roof profiles.
- ❖ Commercial quality roof mounted fans ( Superflow 250) for superior performance.
- ❖ Exhausts 56 litres per second at each grille.

### Accessories

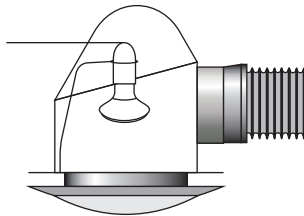
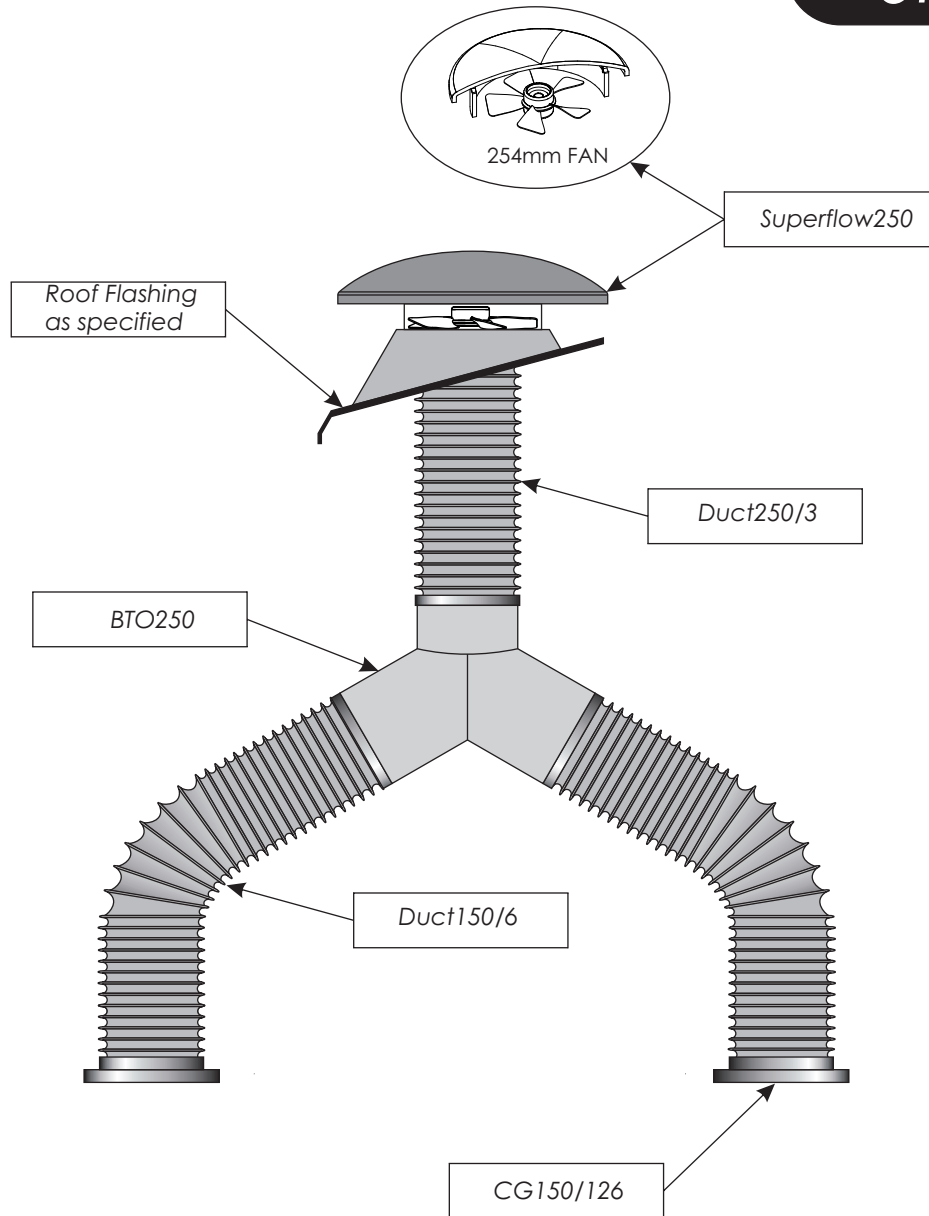
Additional 3 or 6 metre lengths of Flexiduct (150mm)

TSTAT-W Wall mounted Thermostat  
TSTAT-R Roof mounted Thermostat

#### Ceiling Grilles

CG150/106 150mm Round (adjustable)  
CG150/126 150mm Round Down Jet (adjustable)  
CG150/MAG 150mm Square with Magnetic Core  
CG150/LOUVRE 150mm Square External Grille

# SF2002



**Optional** Ceiling Vent Receiver which incorporates an electric light fitting, vented ceiling ring and diffuser.

No	Code	Description
	<b>Carton B</b>	
1	Superflow250/XX	Superflow250 Fan Kit
1	Duct250/3	3m Flexible Duct (250mm)
1	Duct150/6	6m Flexible Duct (150mm)
1	ST250ACC/XX	Flashing Accessory bag
1	BTO250	Branch Take-off (250x150x150)
2	CG150/126	Adj. 150mm downjet ceiling grille
6	ST-TAPE/1.2	Aluminium Joining Tape - 1200mm